

Illusions Fence Design Center Report



ASLA-1

Copyright © 2011 DIY Technologies. Patent Pending.

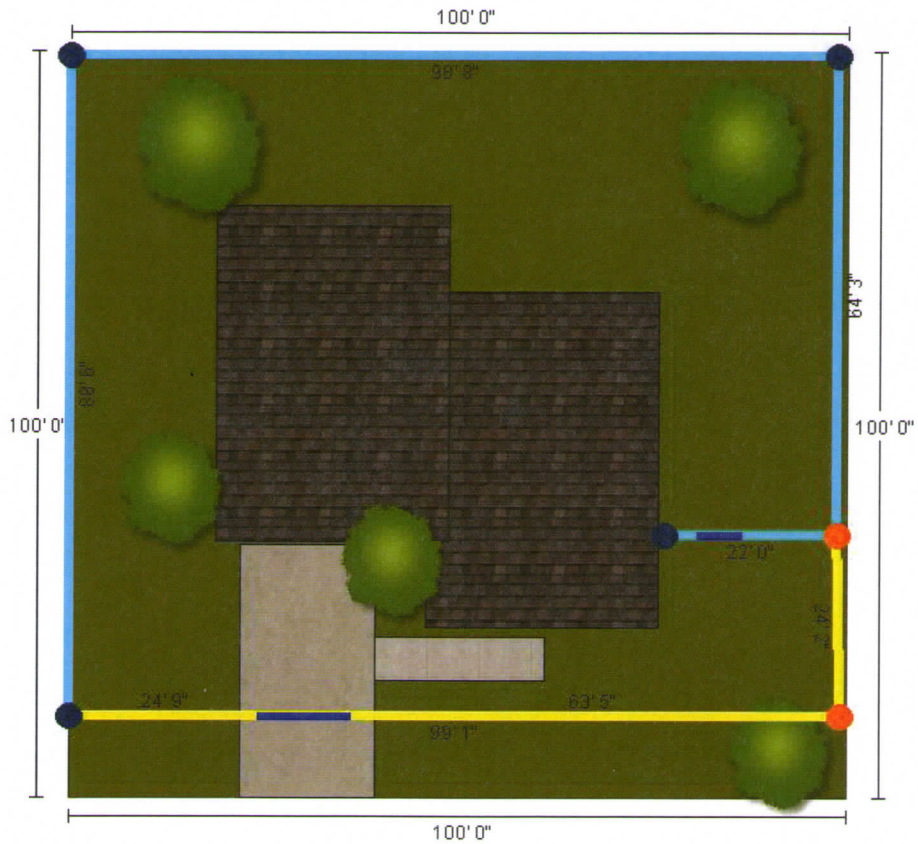
All content property of and copyrights of Illusions Fence. All rights reserved.

www.illusionsfence.com

Page 1



Illusions Fence Design Center Report



ASLA-1

Copyright © 2011 DIY Technologies. Patent Pending.


All content property of and copyrights of Illusions Fence. All rights reserved.

www.illusionsfence.com

Page 2

Color Protection By
Sky2Blue
Shield.





Panel Design 1

Panel	Semi-Privacy Panel VSQ48-4
Post	8x8 Majestic
Post Cap	Flat Cap
Colors	White, Rosewood, Cherry


Copyright © 2011 DIY Technologies. Patent Pending.

All content property of and copyrights of Illusions Fence. All rights reserved.

www.illusionsfence.com

Page 3

Color Protection By
Sky2Blue
Shield.



Panel Design 2

Panel	Privacy Panel V300-5
Post	5x5
Post Cap	New England
Colors	White, Colonial Yellow, Brick Red

Copyright © 2011 DIY Technologies. Patent Pending.

All content property of and copyrights of Illusions Fence. All rights reserved.

www.illusionsfence.com

Page 4

Color Protection By






Gate Design 1

Panel	Privacy Walk Gate VWG300
Post	5X5 Heavy Duty
Post Cap	Flat Cap
Hardware	gravityProKey
Colors	White, Rosewood, Cherry


Copyright © 2011 DIY Technologies. Patent Pending.

All content property of and copyrights of Illusions Fence. All rights reserved.

www.illusionsfence.com

Page 5

Color Protection By

Gate Design 2

Panel	Privacy Drive Gate VDG300
Post	5X5 Heavy Duty
Post Cap	Flat Cap
Hardware	gravityProKey
Colors	White, Rosewood, Cherry

Copyright © 2011 DIY Technologies. Patent Pending.

All content property of and copyrights of Illusions Fence. All rights reserved.

www.illusionsfence.com

Page 6

Color Protection By


Material List

QTY	DESCRIPTION
3	Post Majestic End 8" x 8" x 7' - Cherry
11	Post Majestic Line 8" x 8" x 7' - Cherry
3	Post Corner 5" x 5" x 8' - Brick Red (E108)
32	Post Line 5" x 5" x 8' - Brick Red (E108)
2	Post Majestic End 8" x 8" x 8' - Cherry
1	Post End 5" x 5" x 8' - Brick Red (E108)
1	Post Majestic Corner 8" x 8" x 7' - Cherry
17	Cap Flat 8"x8" - Rosewood
2	Gravity with Pro-Key
1	VDG300-54 - Multi Colored
14	VSQL48-4 Multi Colored
36	Cap New England 5"x5" - Colonial Yellow (E103)
37	V300-5 - Multi Colored
1	VWG300-45 - Multi Colored

Copyright © 2011 DIY Technologies. Patent Pending.

All content property of and copyrights of Illusions Fence. All rights reserved.

www.illusionsfence.com

Page 7

Color Protection By




Disclaimer

We want you to enjoy using ILLUSIONS FENCE DESIGN CENTER™ and building your fence or railing. However, we care about your safety. Carefully read the following Disclaimer and Disclosure. You may proceed only if you have read this information and agree to the terms.

The suggested design is a construction guide and is NOT a finished building plan. It is your responsibility to verify its accuracy, completeness, suitability for your particular site conditions, and compliance with local building codes and practices.

Illusions® Fence assumes no responsibility for any damages, including direct or consequential, personal injuries suffered, or property or economic losses incurred as a result of the information on the ILLUSIONS FENCE DESIGN CENTER™. Before beginning the project, review the instructions carefully. We cannot anticipate all of your working conditions or the characteristics of you materials and tools. For your safety, you should consider your own skill level and use caution, care and good judgment when following the instructions. If you have doubts, concerns or questions, consult local experts, architects, soil engineers or building authorities. Because local zoning and building codes and regulations vary greatly, you should ALWAYS CHECK WITH LOCAL AUTHORITIES TO ENSURE THAT YOUR PROJECT COMPLIES WITH ALL APPLICABLE CODES AND REGULATIONS. Always read and observe the instructions and safety precautions provided by and too or equipment manufacturer, and follow all accepted safety procedures.

You understand that it is your responsibility to check all codes associated with construction. It is also your responsibility to obtain any construction permits as required by city, county, or state agencies.

Warning: This may not be a final design plan. Variations in building codes, specific architectural considerations, or site conditions may require changes to this design. You are responsible for the final structural, code verification, material usage, and structural safety of this design. Be sure to check and verify the design with your architect, engineer and building inspector.

Illusions® is a manufacturer of material only. Illusions® does not engage in the practice of engineering, architecture, or general contracting. Illusions® does not assume any responsibility for design, engineering, or construction: for the use of installation materials: or for the compliance with any building code or standard of workmanship.

Preferences: Certain assumptions have been made in order to provide an accurate material quote for your project. Because local codes vary throughout the country, it is imperative that you check with your local municipality for compliance with local building codes.

Copyright © 2011 DIY Technologies. Patent Pending.

All content property of and copyrights of Illusions Fence. All rights reserved.

www.illusionsfence.com

Page 8

